

# ENGINE TEST [6CL...]

JUNE 07, 2013

Sales Model: 3516

Built Date: 08Mar1997

Tested Date: 06Mar1997

Shipped Date: 19Mar1997







Tested: LB

Plant: Lafayette

Test Number: 01

Cell Number: 508

---

| Test Element           | Eng Updates | Test Value | Test Spec Value | Label  |
|------------------------|-------------|------------|-----------------|--|
| Spec Number            |             | 2T5445     | 2T5445          |  |
| Arrangement Number     |             | 0R3963     | 0R3963          |  |
| Corr Fl Power          |             | 1,807      | 1,805           | HP      |
| Speed                  |             | 1,720      | 1,720           | RPM     |
| COR FL FUEL RATE       |             | 88.6       | 90.4            | GAL/HR  |
| CSFC                   |             | 0.347      | 0.349           | LB/HP-HR   |
| Adj Boost              |             | 47.9       | 49.5            | IN HG  |
| Fuel Pressure          |             | 68         | 70              | PSI     |
| Oil Pressure           |             | 64         | 69              | PSI     |
| TQ COR FUEL RATE       |             | 77.6       | 78.1            | GAL/HR   |
| TQ CK CSFC             |             | 0.338      | 0.340           | LB/HP-HR   |
| TQ CK ADJ BST          |             | 37.4       | 38.2            | IN HG  |
| Torq Ck Speed          |             | 1,300      | 1,300           | RPM  |
| TQ CK COR TQ           |             | 6,568      | 6,554           | LB/FT  |
| Low Idle Speed         |             | 739        | 741             | RPM  |
| Low Idle Oil Pressure  |             | 48         | 60              | PSI  |
| High Idle Speed        |             | 1,955      | 1,950           | RPM  |
| Response Time          |             | 8.4        | 7.0             | SEC  |
| FL Static Fuel Setting |             | 0.368      | 0.368           | IN   |
| FT Static Fuel Setting |             | 0.425      | 0.425           | IN    |
| Timing Dim             |             |            |                 |  |
| FLS (INTRCPT)          |             |            |                 |  |
| FTS (SLOPE)            |             |            |                 |  |
| Advertised Power       |             |            | 1,705           | hp   |
| Advertised Speed       |             |            | 1,750           | RPM  |